

常用指法表

The image displays a '常用指法表' (Common Fingering Table) for a recorder. It is organized into two rows of notes, each with a musical staff and a corresponding recorder diagram. Brackets on the diagrams indicate which finger (left or right) is used for each hole.

**Row 1 (Lower Notes):**

- C:** C4 (Middle C). Diagram shows the left hand covering the first three holes (index, middle, ring) and the right hand covering the first two holes (index, middle).
- D:** D4. Diagram shows the left hand covering the first two holes (index, middle) and the right hand covering the first three holes (index, middle, ring).
- E:** E4. Diagram shows the left hand covering the first hole (index) and the right hand covering the first four holes (index, middle, ring, little).
- F:** F4. Diagram shows the left hand covering the first two holes (index, middle) and the right hand covering the first two holes (index, middle).
- F#:** F#4. Diagram shows the left hand covering the first two holes (index, middle) and the right hand covering the first two holes (index, middle).
- G:** G4. Diagram shows the left hand covering the first hole (index) and the right hand covering the first three holes (index, middle, ring).
- A:** A4. Diagram shows the left hand covering the first hole (index) and the right hand covering the first two holes (index, middle).
- B<sup>b</sup>:** Bb4. Diagram shows the left hand covering the first hole (index) and the right hand covering the first two holes (index, middle).


**Row 2 (Higher Notes):**

- B:** B4. Diagram shows the left hand covering the first hole (index) and the right hand covering the first two holes (index, middle).
- C':** C5. Diagram shows the left hand covering the first hole (index) and the right hand covering the first two holes (index, middle).
- D':** D5. Diagram shows the left hand covering the first hole (index) and the right hand covering the first two holes (index, middle).
- E':** E5. Diagram shows the left hand covering the first hole (index) and the right hand covering the first two holes (index, middle).
- F':** F5. Diagram shows the left hand covering the first hole (index) and the right hand covering the first two holes (index, middle).
- F#':** F#5. Diagram shows the left hand covering the first hole (index) and the right hand covering the first two holes (index, middle).
- G':** G5. Diagram shows the left hand covering the first hole (index) and the right hand covering the first two holes (index, middle).



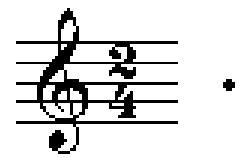
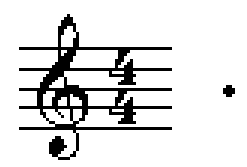
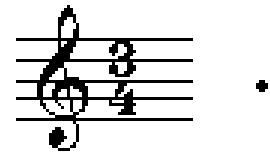
獻主會溥仁小學


牧童笛教材三



姓名: \_\_\_\_\_ 班別: \_\_\_\_\_ ( )

# 挑戰題







# 幸福家庭



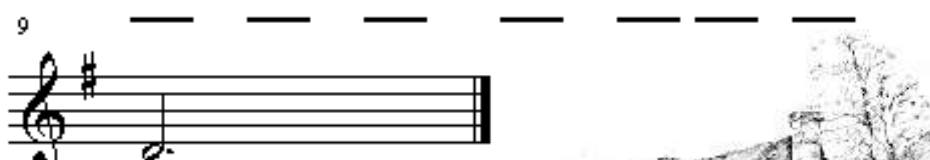
D E F# G G A




A F# A G F# G E



F#



D



# 目錄

指法表.....P.1

掀起你的蓋頭來.....P.2

小星星.....P.3

倫敦橋.....P.4

十個印第安人.....P.5

生日歌.....P.6

Long Long Ago(往事難忘)

.....P.7, P.8

三拍子?四拍子?.....P.9

小小姑娘.....P.10

幸福家庭.....P.11

挑戰題...P.12

指法表

高音譜號

**D E F# G A**

**B C' D' E'**



小小姑娘


**G G G D B B B G**

**G B D' D' C' B A**

**A B C' C' B A B G**

**G**

# 三拍子?四拍子?



這兩個數字，  
是告訴我們一個小節有多少拍

上面的4，代表「4個」

下面的4，代表「四分音」

# 掀起你的蓋頭來

新疆民歌



D' G G G B A B C' B



B B A B B A B C' B A G G A A C' B B A G D' D'



A A C' B B A G G G



新疆盛產:





# 小星星



9 **D' C' B A**

13 **A F# F# D D C' B G**

**G B**

**A C' A B G D' G**

你們能合奏嗎?

Long Long Ago  
往事難忘

Recorder I  
Recorder II

5

V

G G A B C' D' E' D' B V  
D' C' B A V  
A C' V  
G B V

C' B A G V  
A G G B V

D' C' B A B A G V  
A C' A B G D' G V

倫敦橋

D'E'D'C' B C'D' A B C' B C' D'

A D' B G

這條線把兩個一樣的音連起來了~

畫畫看

音譜號

分音符

分音符

升降號



# 十個印第安人

印第安人是美洲大陸的原住民，  
 美洲大陸包括了  
 美國、加拿大、墨西哥等  
 國家啊~



# 生日歌

