

Naxos Video Library

PERFORMING ARTS VIDEO LIBRARY



"Naxos Video Library" is the world's leading video library on performing arts, which offers an extensive streaming of full-length videos from the world's greatest opera houses, ballet companies, orchestras and prestigious artists. It comprises a wide range of programmes in different genres including ballet performances, educational films and documentaries, Hannover International Violin Competitions, live concerts, music lectures and master classes, musical journeys, operas, theatres and introduction of different schools of masterpieces in painting. Some videos also provide programme notes and lyrics with screen subtitle options in German, English, French, Italian and Spanish.

《拿索斯線上影音圖書館》提供來自世界級歌劇院、芭蕾舞團、管弦樂團及著名演奏家以表演藝術為主題的影音資料。收錄的影片內容豐富，題材多元化，包括芭蕾舞、教育及紀錄影片、漢諾威 (Hannover) 國際小提琴大賽、音樂會現場直播、音樂講座及大師教學講座、音樂古都遊歷、歌劇、劇場及美術作品流派介紹等足本影片。部分影片附有內容介紹及歌詞，並可選擇不同語言的字幕，包括德文、英文、法文、意大利文及西班牙文。

System Requirement: Flash player is the default player

Browser Requirement: Internet Explorer 7+, FireFox 2+, Safari 2+, Chrome with Flash Player 9.x or later (Updates please refer to the database's webpage)



Searching

A. Basic Search

Enter the keyword in the search box at the top right corner of the screen. e.g. name of the artist, title, composer... etc. ➤ Press Enter.

B. Advanced Search

Click **Go to Advanced Search** or **Advanced Search**. ➤ Fill in one or more boxes for searching, e.g. Role, Composer, Venue, Artist...etc. ➤ Limit the result by selecting the category ➤ Click **Perform Search**.

C. Browsing

Browse by tabs of **Genres and Programmes**, **Labels**, **Composers**, **Artists** and **Production Personnel** or **Featured Additions** and **More Recent Additions** for highlighted or newly added items.

The screenshot shows the Naxos Video Library website. At the top, there is a navigation bar with links: Home, Genres and Programmes, Labels, Composers, Artists, Production Personnel, Playlists, Advanced Search, and Help. A search bar is located at the top right, labeled 'Keyword Search' with a magnifying glass icon. A green arrow points from the search bar to the 'Advanced Search' link, labeled 'A'. Another green arrow points from the 'Advanced Search' link to the 'Go to Advanced Search' button, labeled 'B'. A third green arrow points from the 'Go to Advanced Search' button to the 'Featured Additions' and 'More Recent Additions' tabs, labeled 'C'. The main content area features a list of key features, including: Over 2655 full-length videos, available anytime, anywhere; Create custom clips: edit and add them to individual playlists; Subtitles available in over 5 languages; Search videos by category, role, composer, artist, production personnel, work, venue or festival; Access pre-defined video chapters and other points of interest including individual arias and scene breaks; View video as Full Screen, 2/3 Screen or 1/4 Screen; Videos stream at 700 Kbps (standard quality) and 2 Mbps (high quality); Libretto/text included when available; Compatible with both PC and Mac. Below the key features, there are two tabs: 'Featured Additions' and 'More Recent Additions'. Under 'Featured Additions', there are five video thumbnails: 'BRAUTIGAM, Ronald: Piano Notes (Documentary)', 'SCRIABIN, A.: 6 Preludes, Op. 1', 'LOURENÇO, Sofia: Portuguese Piano Music', 'TCHAIKOVSKY, P.I.: Nutcracker', and 'SCHUBERT, F.: Violin Sonata, D. 958'. A green arrow points from the 'More Recent Additions' tab to the 'Search' button, labeled 'D'. The 'Search' button is located at the bottom of the page, next to a list of categories: All Genres, Classical Music, ---All Categories---, Artist, Ballet, Chamber Music, Choral - Sacred, Choral - Secular, Composer, Concertos, Dance, Feature Film, Instrumental, Musical, Opera. The 'Search' button is labeled 'Perform Search'.

Video Streaming

1. Select a video by clicking on its title or cover.



2. When the player window opens, click to play the item. ➤ select the language of Subtitles by the drop down menu below the screen or via the Libretto/Text tab at the right of the screen.

BelAir *classiques* VERDI, G.: Aida (Arena di Verona, 2013)

Cast **Chapters** **Libretto/Text**

Aida
 Composer: Verdi, Giuseppe
 Libretto/Text Author: Ghislanzoni, Antonio
 Conductor: Weilber, Omer Meir
 Orchestra: Arena of Verona Chorus
 Ensemble: Arena of Verona Ballet
 Chorus: Arena of Verona Chorus
 Chorus Master: Tasso, Armando

Aida: He, Hui
 Amneris: Casolla, Giovanna
 Amonasro: Maestri, Ambrogio
 Il Re: Tagliavini, Roberto
 Radames: Sartori, Fabio
 Ramfis: Sampetean, Adrian
 Sacerdotessa: Rossi, Elena
 Un messaggero: Bosi, Carlo

Set/Stage Designer: Olbeter, Roland
 Costume Designer: Uroz, Chu
 Lighting Designer: Mazzon, Paolo
 Choreographer: Carrasco, Valentina
 Stage Director: Olle, Alex

Subtitles: (None)
 Deutsch
 English
 Español
 Français
 Italiano

BelAir *classiques* VERDI, G.: Aida (Arena di Verona, 2013)

Cast **Chapters** **Libretto/Text**

Part 1

Aida
 1 Opening Credits
 2 Prelude
 Act I
 3 Scene 1: Si Corre voce che l'Etiopie ardisca (Ramfis, Radames)
 4 Scene 1: Se quel guerrier io fossi! (Radames)
 5 Scene 1: Quale insolita gioia (Amneris, Radames, Aida)
 6 Scene 1: Alta cagion v'aduna (Il Re, Messaggero, Radames)
 7 Scene 1: Ritorna vincitori! (Aida)
 8 Scene 2: Possente possente Ftha (Sacerdotessa, Ramfis, Chorus)
 9 Scene 2: Mortal, diletto ai Numi (Ramfis, Chorus, Radames)
 Act II
 10 Scene 1: Chi mai fra gl'inni e i plausi (Chorus, Amneris)

3. You can select the **Chapters** tab to see a complete listing of chapters and acts.
4. Click on any links for directing you to the video scene and begin playing from that point.

Creating a playlist account

1. Click **create account** and enter your **Email** and **Password** ➤ **Retype Password** and click **Create**.

This screenshot shows the 'create account' page on the Naxos VideoLibrary website. The page has a blue header with the text 'Welcome, Hong Kong Public Libraries' and links for 'create account' (highlighted with a green box) and 'logout'. Below the header is a search bar with the text 'Keyword Search' and a link 'Go to Advanced Search'. A navigation menu includes 'Home', 'Genres and Programmes', 'Labels', 'Composers', 'Artists', 'Production Personnel', 'Playlists', 'Advanced Search', and 'Help'. The main content area contains a form with three input fields: 'Email:', 'Password:', and 'Retype Password:'. A 'Create' button is located at the bottom of the form.


2. Click **Playlists** and Select **Student Login** on the right to login with registered email address and password

This screenshot shows the 'Playlists' page on the Naxos VideoLibrary website. The page has a blue header with the text 'Welcome, Hong Kong Public Libraries' and links for 'create account' and 'logout'. Below the header is a search bar with the text 'Keyword Search' and a link 'Go to Advanced Search'. A navigation menu includes 'Home', 'Genres and Programmes', 'Labels', 'Composers', 'Artists', 'Production Personnel', 'Playlists' (highlighted with a green box), 'Advanced Search', and 'Help'. The main content area has the title 'Playlists' and the text 'No playlists have been created.' On the right side of the page, there is a link 'Student Login' (highlighted with a green box).

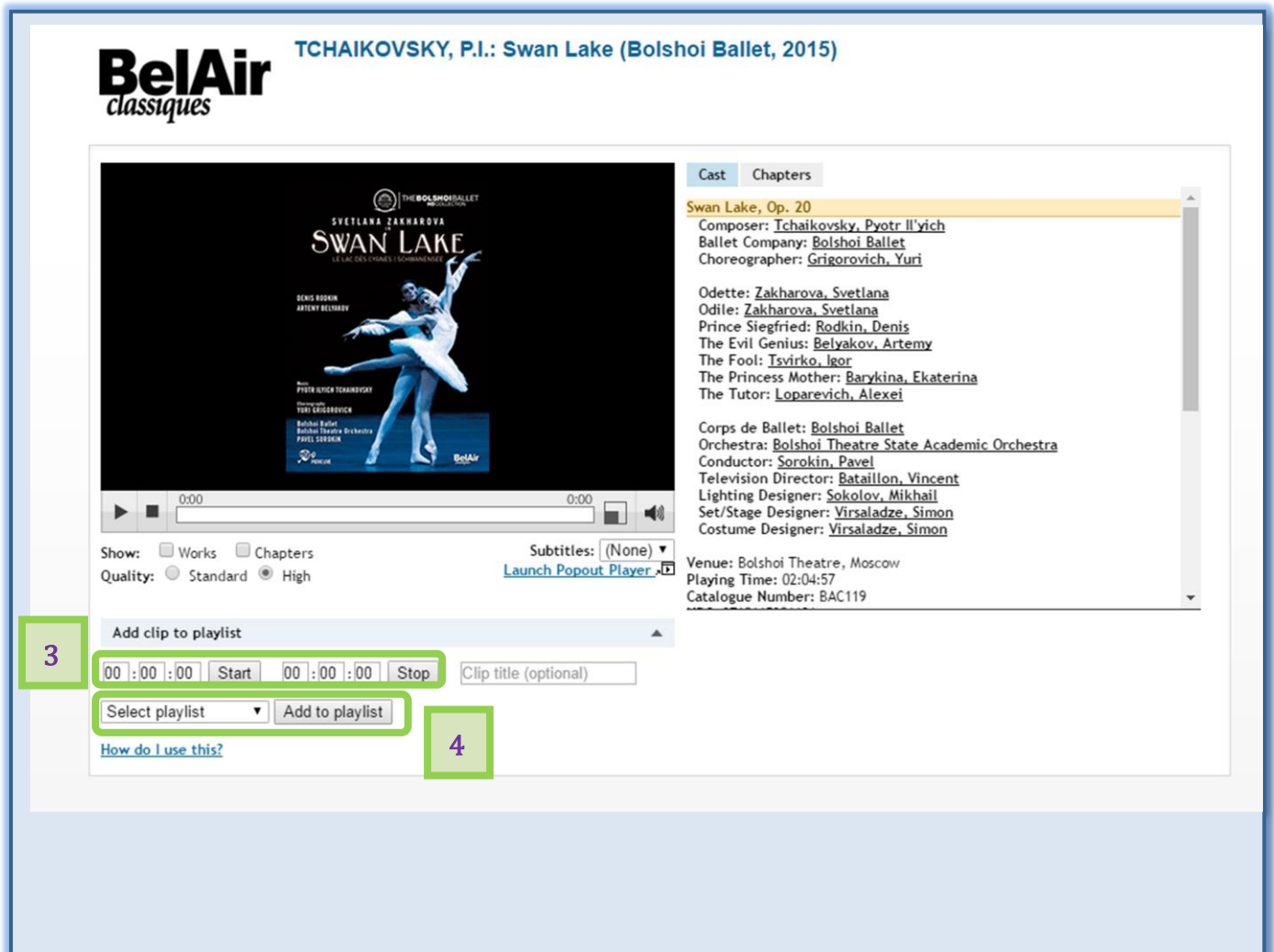
This screenshot shows the 'Student Login' form on the Naxos VideoLibrary website. The page has a blue header with the text 'Welcome, Hong Kong Public Libraries' and links for 'create account' and 'logout'. Below the header is a search bar with the text 'Keyword Search' and a link 'Go to Advanced Search'. A navigation menu includes 'Home', 'Genres and Programmes', 'Labels', 'Composers', 'Artists', 'Production Personnel', 'Playlists', 'Advanced Search', and 'Help'. The main content area has the title 'Playlists' and the text 'No playlists have been created.' In the center of the page, there is a login form with two input fields: 'Email:' and 'Password:'. A 'Login' button is located at the bottom of the form. A green arrow points from the 'Student Login' link in the previous screenshot to this login form.

Creating a playlist

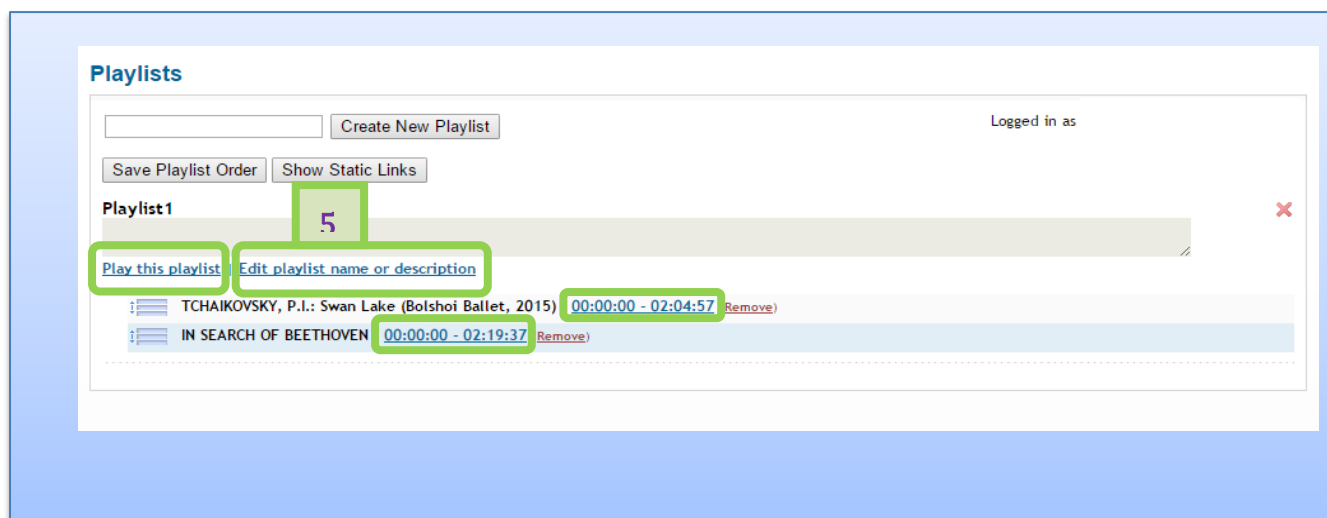
1. Click **Playlists**
2. Enter a playlist name in the box and click **Create New Playlist**.



3. When playing an item, you can add the clips to playlist below the video screen by entering the time for **Start** and **Stop** into the boxes or simply click **Start** at the beginning of a clip and **Stop** at the end of the section to be added to the playlist.
4. Select a playlist from the drop down menu and then click **Add to playlist**.

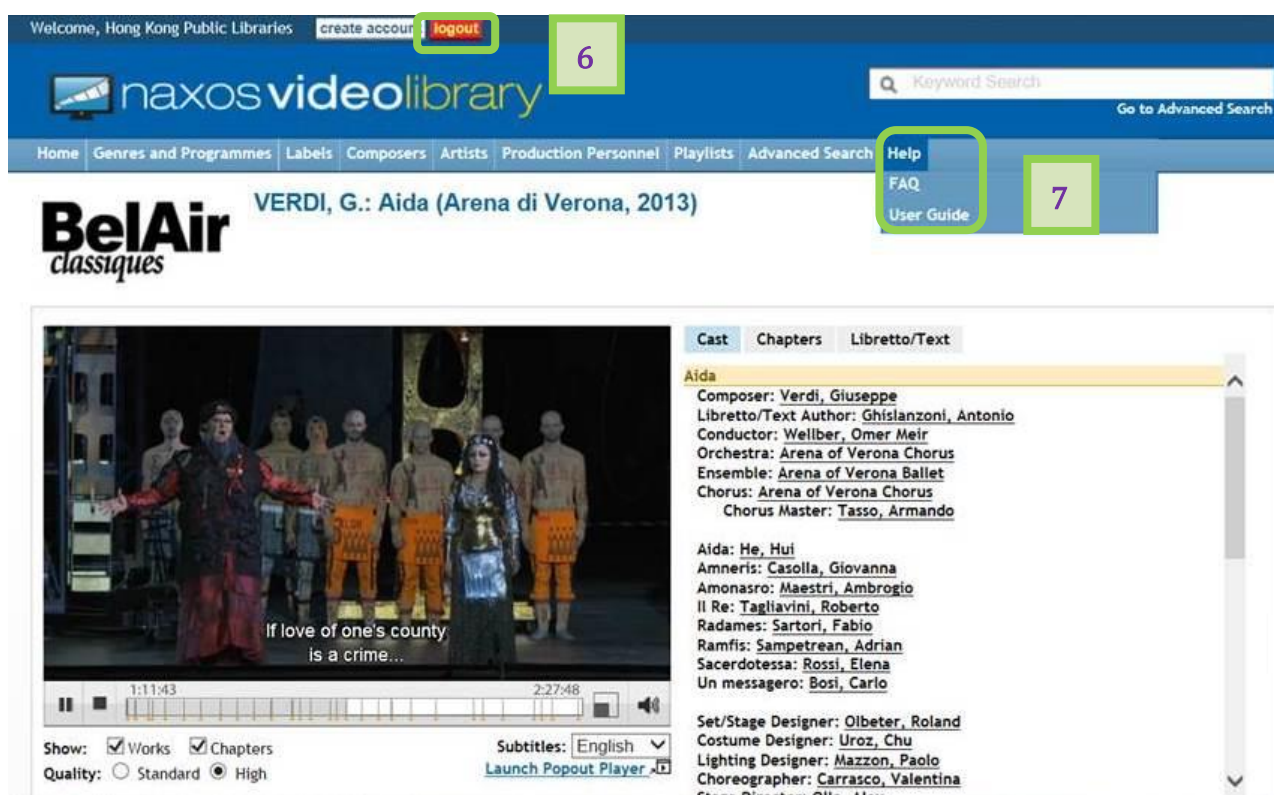


5. After adding the clips, you can click **Play this playlist** to play the clips or **Edit playlist name or description** to edit the playlist. You can either re-order or remove the playlists or clips.



6. Please click “**Logout**” at the top menu bar of the database to exit the system when not in use.

7. You can click **Help** at top right hand corner of the database to learn more from **FAQ** and **User Guide**



-End-